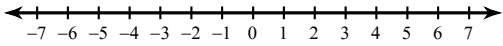


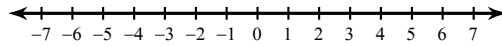
Inequalities and Their Graphs

Draw a graph for each inequality.

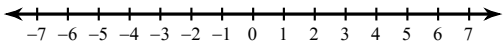
1) $x \leq 1$



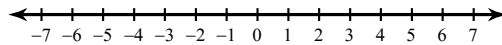
2) $m > -2$



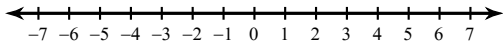
3) $x \leq 4$



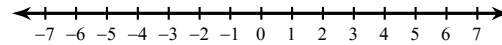
4) $m > -6$



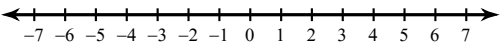
5) $-5 \geq a$



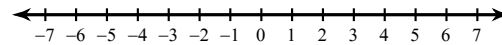
6) $4 \geq x$



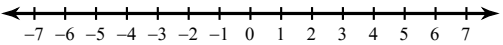
7) $-2 < b$



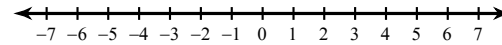
8) $1 > x$



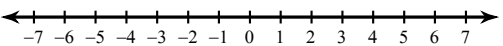
9) $-r \leq -2$



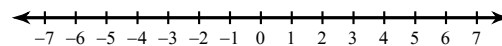
10) $4 \leq -n$



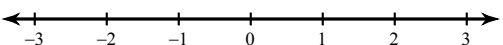
11) $-n \leq -5$



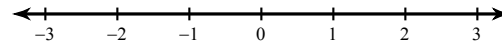
12) $1 < -x$



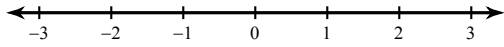
13) $n \geq \frac{3}{2}$



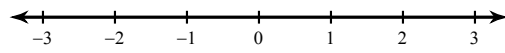
14) $k < 2$



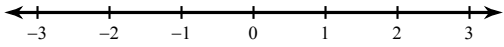
15) $p \geq -1\frac{1}{2}$



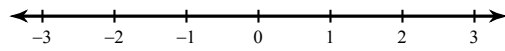
16) $n \geq 1$



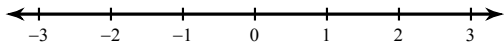
17) $x \geq -2$



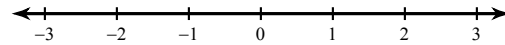
18) $-2\frac{1}{2} \leq n$



19) $-1\frac{1}{2} > -n$



20) $-1\frac{1}{2} \geq v$



Write an inequality for each graph.

